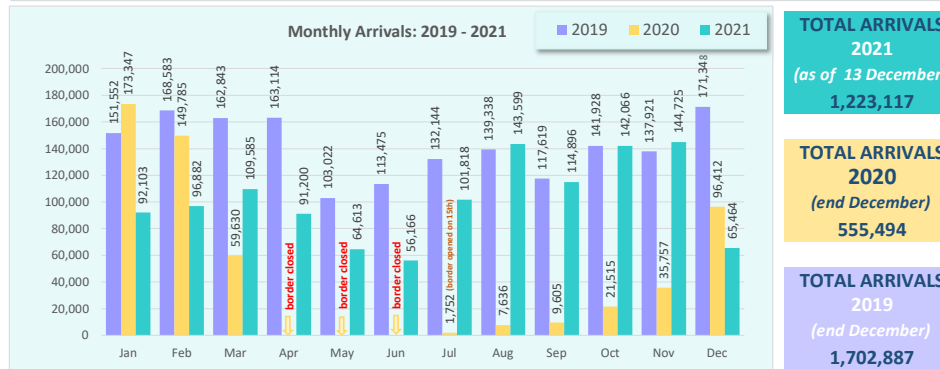
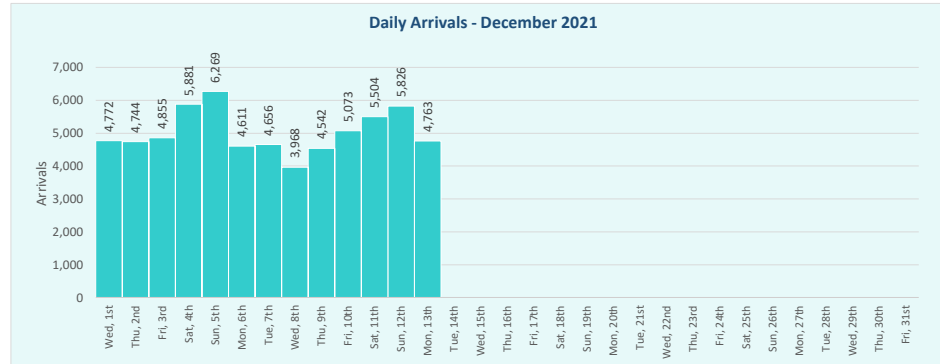


## Tourist Arrivals

	Arrivals			Growth %		Daily Average			Avg. Duration of Stay 2021
	2019	2020 <sup>-1</sup>	2021	2021/2019	2021/2020	2019	2020	2021	
January	151,552	173,347	92,103	-39.2	-46.9	4,889	5,592	2,971	9.2
February	168,583	149,785	96,882	-42.5	-35.3	6,021	5,165	3,460	8.8
March	162,843	59,630	109,585	-32.7	83.8	5,253	1,924	3,535	8.7
April	163,114	13	91,200	-44.1	N/A	5,437	N/A	3,040	9.3
May	103,022	41	64,613	-37.3	N/A	3,323	N/A	2,084	9.1
June	113,475	1	56,166	-50.5	N/A	3,783	N/A	1,872	9.0
July	132,144	1,752	101,818	-22.9	5,711.5	4,263	103	3,284	9.1
August	139,338	7,636	143,599	3.1	1,780.6	4,495	246	4,632	9.6
September	117,619	9,605	114,896	-2.3	1,096.2	3,921	320	3,830	8.1
October	141,928	21,515	142,066	0.1	560.3	4,578	694	4,583	8.3
November	137,921	35,757	144,725	4.9	304.7	4,597	1,192	4,824	8.0
December (1st-13th)	62,460	31,608	65,464	4.8	107.1	4,805	2,431	5,036	7.7
<b>TOTAL</b>	<b>1,593,999</b>	<b>490,690</b>	<b>1,223,117</b>	<b>-23.3</b>	<b>149.3</b>	<b>4,594</b>	<b>2,019</b>	<b>3,525</b>	<b>8.7</b>

Note: <sup>-1</sup> International border was closed for tourists from 27<sup>th</sup> March till 14<sup>th</sup> July during 2020



**TOTAL ARRIVALS 2021 (as of 13 December)**  
**1,223,117**

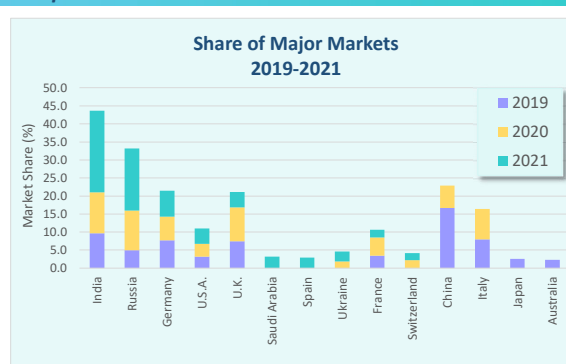
**TOTAL ARRIVALS 2020 (end December)**  
**555,494**

**TOTAL ARRIVALS 2019 (end December)**  
**1,702,887**

## Top 10 Markets

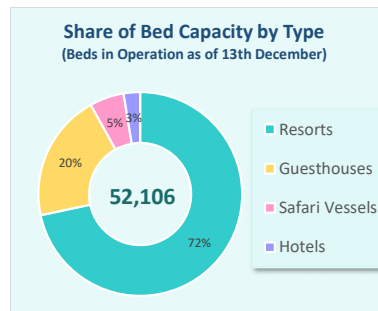
**Post COVID 2021 (as of 13 December)**

Rank 2021	Market	Market Share (%)	Rank pre-COVID
1	India	22.6	2
2	Russia	17.2	6
3	Germany	7.2	4
4	U.S.A	4.2	8
5	United Kingdom	4.2	5
6	Saudi Arabia	3.2	15
7	Spain	2.9	12
8	Ukraine	2.7	23
9	France	2.1	7
10	Switzerland	1.9	13



## Tourist Accommodation - 2021 (as of 13 December)

Type of Facilities	Total Capacity		Operational Capacity	
	Nos.	Beds	Nos.	Beds
Resorts / Marinas	167	39,604	160	37,352
Guesthouses	790	12,874	601	10,548
Safari Vessels	157	2,932	144	2,846
Hotels	11	1,508	10	1,360
<b>Total</b>	<b>1,125</b>	<b>56,918</b>	<b>915</b>	<b>52,106</b>



**Guesthouses in Operation (as of 13 December)**

Atolls	Islands	Guesthouses	Beds
20	90	601	10,548