



# MALDIVES TOURISM UPDATES

Issue - 44 | 19<sup>th</sup> December 2024

## ARRIVAL UPDATES

2022

**1,590,392**

as of 18<sup>th</sup> December

1,675,303

Total end Year

2023

**1,790,173**

as of 18<sup>th</sup> December

1,878,543

Total end Year

2024

**1,947,279**

as of 18<sup>th</sup> December

**+8.8%**

Change 2024/2023

## MMPRC signs MOU with ADK to Promote Medical Tourism Offerings of Maldives



# TOURIST ARRIVALS

(as of 18<sup>th</sup> December)

	Arrivals			Growth %	Daily Average 2024	Avg. Duration of Stay 2024 (days)
	2022	2023	2024	2024/2023		
January	131,765	172,499	192,385	11.5	6,206	7.9
February	149,011	177,915	217,392	22.2	7,496	7.8
March	150,748	173,514	194,227	11.9	6,265	8.0
April	145,282	164,357	168,366	2.4	5,612	7.6
May	125,528	120,959	119,875	-0.9	3,867	7.3
June	110,885	120,363	123,284	2.4	4,109	7.2
July	133,561	145,620	167,528	15.0	5,404	7.7
August	131,863	154,854	176,175	13.8	5,683	7.8
September	111,986	130,967	132,795	1.4	4,427	7.8
October	153,737	159,141	172,621	8.5	5,568	-
November	146,886	163,658	172,987	5.7	5,766	-
December (1st-18th)	99,140	106,326	109,644	3.1	6,091	-
<b>TOTAL (as of 18 Dec)</b>	<b>1,590,392</b>	<b>1,790,173</b>	<b>1,947,279</b>	<b>8.8</b>	<b>5,516</b>	<b>7.7</b>

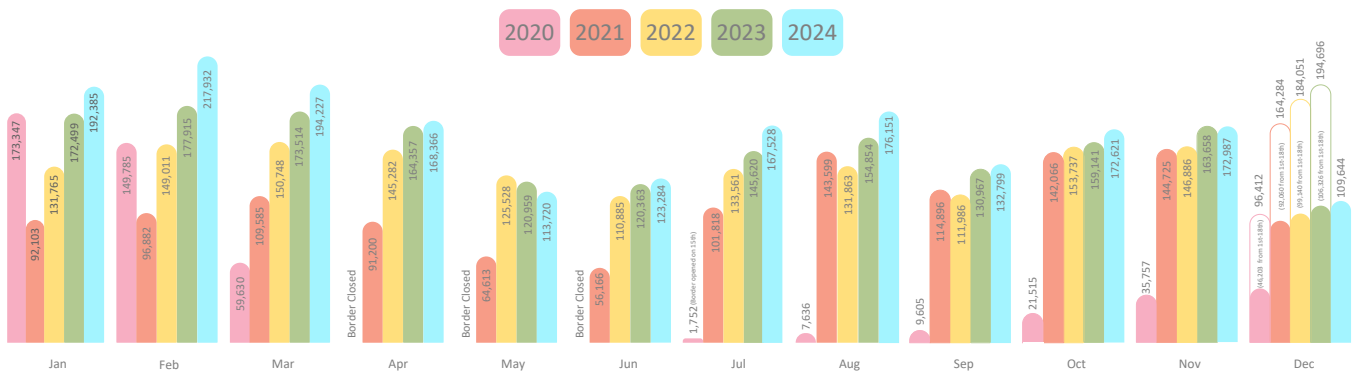
## Top 10 Markets, 2023 (end December)

	Arrivals	Market Share (%)	Rank 2022
1 India	209,198	11.1	1
2 Russia	209,146	11.1	2
3 China	187,118	10.0	27
4 United Kingdom	155,730	8.3	3
5 Germany	135,090	7.2	4
6 Italy	118,412	6.3	5
7 USA	74,575	4.0	6
8 France	49,199	2.6	7
9 Spain	40,462	2.2	8
10 Switzerland	37,260	2.0	10

## Top 10 Markets, 2024 (as of 18<sup>th</sup> December)

	Arrivals	Market Share (%)	Rank 2023
1 China	259,723	13.3	3
2 Russia	214,720	11.0	2
3 U.K	171,603	8.8	4
4 Germany	149,998	7.7	5
5 Italy	131,295	6.7	6
6 India	123,869	6.4	1
7 U.S.A	65,962	3.4	7
8 France	50,877	2.6	8
9 Spain	45,883	2.4	9
10 Switzerland	38,576	2.0	10

## Monthly Arrivals, 2020 - 2024 (as of 18<sup>th</sup> December)



# TOURIST ACCOMMODATION

(as of 18<sup>th</sup> December 2024)

	Total Capacity		Operational Capacity	
	Nos.	Beds	Nos.	Beds
Resorts	182	44,659	171	42,517
Hotels	14	2,028	15	2,028
Guesthouses	920	15,491	920	15,491
Safari Vessels	155	3,052	155	3,052
<b>Total</b>	<b>1,271</b>	<b>65,230</b>	<b>1,261</b>	<b>63,088</b>

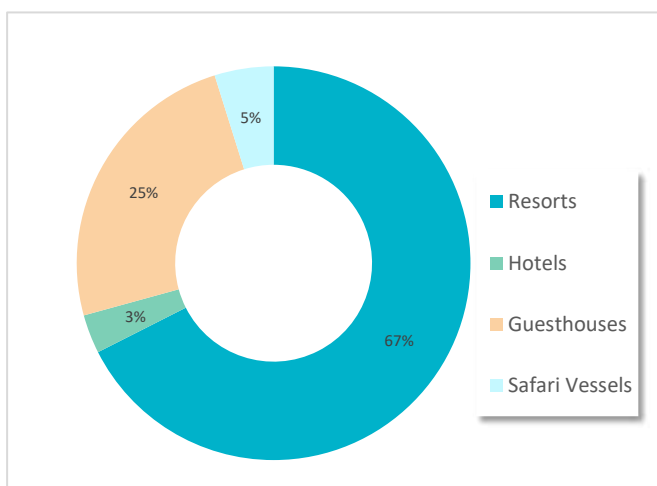
## Spatial Distribution of Hotels & Guesthouses

(Operational as of 18<sup>th</sup> December 2024)

	Atolls	Islands	Beds
Guesthouses	19	117	15,491
Hotels	8	9	2,028

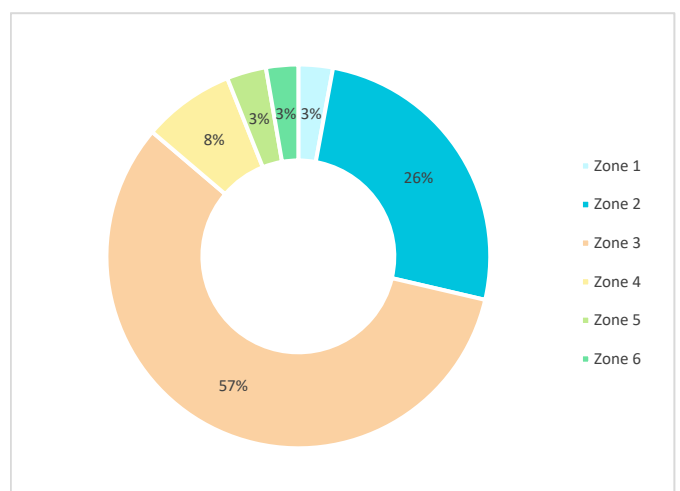
## Share of Beds by Type of Facilities

(In Operation as of 18<sup>th</sup> Dec 2024)



## Distribution of Guesthouse / Hotel Beds by Zones

(In Operation as of 18<sup>th</sup> Dec 2024)



# Distribution of Tourist Facilities by Zones

(as of 18<sup>th</sup> Dec 2024)

	Resorts		Hotels		Guesthouses	
	Nos.	Beds	Nos.	Beds	Nos.	Beds
<b>Zone 1</b>	6	1,054	1	128	51	552
<b>Haa Alif (Ha)</b>	2	448			24	280
1 Dhidhdhoo					3	34
2 Hoarafushi					3	44
3 Kelaa					8	112
4 Utheemu					1	8
5 Vashafaru					9	82
<b>Haa Dhaalu (HDh)</b>	2	162	1	128	18	206
1 Finey					2	20
2 Hanimaadhoo			1	128	7	98
3 Kulhudhuffushi					2	16
4 Makunudhoo					2	16
5 Naivaadhoo					1	10
6 Nolhivaranfaru					3	40
7 Vaikaradhoo					1	6
<b>Shaviyani (Sh)</b>	2	444			9	66
1 Bilehfahi					2	14
2 Funadhoo					1	8
3 Goidhoo					1	8
4 Kanditheemu					2	14
5 Lhaimagu					1	8
6 Maroshi					1	8
7 Milandhoo					1	6
<b>Zone 2</b>	52	13,562	2	450	99	1,406
<b>Noonu (N)</b>	8	2,542			14	174
1 Fodhdhoo					7	104
2 Holhudhoo					1	6
3 Lhohi					1	20
4 Manadhoo					2	16
5 Velidhoo					3	28
<b>Raa (R)</b>	17	4,586	1	300	6	54
1 Alifushi					1	8
2 Hulhudhuffaaruu					1	6
3 Inguraidhoo					1	10
4 Maakurathu					1	10
5 Madduvari					1	8
6 Rasgetheemu					1	12
<b>Baa (B)</b>	16	3,368	1	150	74	1,126
1 Dharavandhoo					16	248
2 Dhonfanu					2	18
3 Fehendhoo					7	90
4 Finolhas			1	150	1	76
5 Fulhadhoo					13	204
6 Goidhoo					5	72
7 Hithaadhoo					1	10
8 Kamadhoo					12	184
9 Kendhoo					4	38
10 Kihaadhoo					1	8
11 Kudarikulu					2	38
12 Maalhos					9	126
13 Thulhaadhoo					1	14
<b>Lhaviyani (Lh)</b>	11	3,066			5	52
1 Hinnavaru					1	12
2 Kurendhoo					1	6
3 Naifaru					2	24
4 Olhuvelifushi					1	10
<b>Zone 3</b>	88	21,328	10	1,150	661	12,115
<b>Kaafu (K)</b>	56	14,204	8	1,042	332	7,641
1 Greater Male' Area			7	966	119	3,191
2 Dhiffushi			1	76	24	520
3 Gaafaru					10	102
4 Gulhi					13	256
5 Guraidhoo					26	382
6 Himmafushi					24	302
7 Huraa					16	256
8 Kaashidhoo					7	78
9 Maafushi					58	1,998
10 Thulusdhoo					35	556
<b>Alifu Alifu (AA)</b>	10	2,080			160	2,118
1 Bodufulhadhoo					6	78
2 Feridhoo					12	142
3 Himandhoo					6	62
4 Maalhos					3	24
5 Mathiveri					15	158
6 Rasdhoo					27	370
7 Thoddoo					60	850
8 Ukulhas					31	434
<b>Alifu Dhaalu (Adh)</b>	17	4,250	1	56	109	1,548
1 Dhangethi					18	276
2 Dhidhdhoo					4	38
3 Dhigurah					31	570
4 Fenfushi					4	48
5 Hangnaameedhoo					17	192
6 Kunburudhoo					1	12
7 Maamigili					10	156
8 Mahibadhoo					10	132
9 Mandhoo			1	56	4	30
10 Omadhoo					10	94
<b>Vaavu (V)</b>	5	794	1	52	60	808
1 Felidhoo					7	108
2 Fulidhoo					24	368
3 Keyodhoo					18	188
4 Thinadhoo			1	52	10	118
5 Rakeedhoo					1	26
<b>Zone 4</b>	15	4,174	0	0	35	450
<b>Meemu (M)</b>	3	614			5	48
2 Madduvari					1	8
3 Mulah					1	12
4 Muli					2	22
5 Veyvah					1	6
<b>Faafu (F)</b>	1	250			8	96
1 Magoodhoo					3	42
2 Nilandhoo					5	54
<b>Dhaalu (Dh)</b>	8	2,798			9	104
1 Bandidhoo					1	14
2 Hulhudheli					2	14
3 Kudahuvadhoo					3	52
4 Maaenboodhoo					2	18
6 Rinbudhoo					1	6
<b>Thaa (Th)</b>	1	152			9	100
1 Buruni					2	26
2 Gaadhiffushi					1	12
3 Thimarafushi					3	42
4 Veymandoo					2	18
5 Vilufushi					1	2
<b>Laamu (L)</b>	2	360			4	102
1 Gan					4	102
<b>Zone 5</b>	8	1,597	1	144	25	252
<b>Gaafu Alifu (GA)</b>	5	1,047	1	144	15	126
1 DhaanDhoo					1	6
2 Gemanafushi					2	20
3 Kolamaafushi					1	8
4 Kondey					2	20
5 Koodoo			1	144		
6 Maamendhoo					4	26
7 Nilandhoo					1	6
8 Villingili					4	40
<b>Gaafu Dhaalu (GDh)</b>	3	550			10	126
1 Faresmaathodaa					1	14
2 Fiyoaree					1	12
3 Gadhdhoo					1	14
4 Hoadeddhoo					4	50
5 Rathafandhoo					1	6
6 Vaadhoo					2	30
<b>Zone 6</b>	2	802	1	156	49	716
<b>Gnaviyani (Gn)</b>					28	406
1 Fuvahmulah					28	406
<b>Seenu (S)</b>	2	802	1	156	21	310
1 Feydhoo					4	54
2 Gan			1	156		
3 Hithadhoo					7	132
4 Hulhudhoo					1	12
5 Maradhoo					3	46
6 Maradhoo Feydhoo					4	52
7 Meedhoo					2	14
<b>Total</b>	171	42,517	15	2,028	920	15,491

# DIRECT AIR CONNECTIONS TO THE MALDIVES

(Updated 18<sup>th</sup> December 2024)



## Flights Operating to the Maldives

(As at end November 2024)

	AEROFLOT		CHONGQING AIRLINES		NEOS
	AIR ARABIA		CONDOR		OMAN AIR
	AIR ASIA		EDELWEISS		QATAR AIRWAYS
	AIR ASIA THAILAND		EMIRATES		SAUDI ARABIAN AIRLINES
	AIR ASTANA		ETIHAD AIRWAYS		SICHUAN AIRLINES
	AIR INDIA		EUROWINGS DISCOVER		SINGAPORE AIRLINES
	AIR VISTARA		FITS AVIATION		SRILANKAN AIRLINES
	AUSTRIAN AIRLINES		FLY DUBAI		TURKISH AIRLINES
	AZUR AIR RUSSIA		GULF AIR		US-BANGLA AIRLINES
	BANGKOK AIRWAYS		HONG KONG AIRLINES		UZBEKISTAN AIRWAYS
	BATIK AIR		HISKY EUROPE		VIRGIN ATLANTIC
	BEIJING CAPITAL AIRLINES		INDIGO		WIZZ AIR
	BEOND		ITA AIRWAYS		XIAMEN AIR
	BRITISH AIRWAYS		MALAYSIA AIRLINES		
	CHINA EASTERN		MALDIVIAN		

# NEWS HIGHLIGHTS

## MMPRC signs MOU with ADK to Promote Medical Tourism Offerings of Maldives

News by: MMPRC/Visit Maldives



Maldives Marketing and Public Relations Corporation (MMPRC/Visit Maldives) has signed a Memorandum of Understanding (MoU) with ADK Hospital, to strengthen our collaboration in promoting medical tourism offerings of the Maldives. The agreement was signed by MMPRC's Chief Executive Officer and Managing Director (CEO and MD), Mr Ibrahim Shiuree, and ADK's Managing Director, Mr Ahmed Afaal, at a ceremony held on the afternoon of 12th December 2024 at MMPRC Headquarters.

Under this collaboration, MMPRC and ADK Hospital will work together to enhance the Maldives' reputation as a destination for high-quality medical services. This partnership highlights the potential of medical tourism to contribute to the country's economic growth while providing exceptional healthcare solutions to international visitors.

This MoU aligns with the government's ongoing efforts to elevate the Maldives' brand by diversifying our tourism offerings to appeal to more visitor profiles. The individual components of this collaboration, details of which will be shared as they come into motion, are set to revolutionize the medical tourism landscape in the Maldives. Through initiatives such as this, MMPRC will continue to showcase the Maldives as a destination that caters to the needs of every kind of traveller.

## MMPRC and NBAM Promote Maldives at The DRT Show 2024

News by: MMPRC/Visit Maldives



Maldives Marketing and Public Relations Corporation (MMPRC/ Visit Maldives) and the National Boating Association of Maldives (NBAM) promoted the breathtaking underwater world of the Maldives at the Diving & Resort Travel Expo (DRT Show) 2024. The event took place from 13th to 15th December 2024 in Hong Kong. A total of 6 companies from the Maldives tourism industry took part in the fair alongside Visit Maldives and NBAM. These companies are Carpe Diem Maldives Pvt Ltd, Marselia Maldives, Voyages Maldives Pvt Ltd, Divescape Maldives Pvt Ltd, Highrise (Floating Asia & Maldives Marine Expo), and Noorani Travels Pvt Ltd.

The DRT Show is a premier international event connecting diving and marine tourism professionals. This event offered a unique platform for showcasing the latest innovations and promoting destinations like the Maldives as a world-class diving and marine tourism hub. The fair provided multiple opportunities to provide the latest information about the diving industry of the Maldives to the B2B travel trade professionals.

Visit Maldives aimed to showcase our full range of products, including resorts, guesthouses, liveaboards, hotels, along with our exceptional diving services and unique underwater experiences of the Maldives at DRT Show. Along with our industry partners, we aimed to reveal the latest plans, collaborate with international tourism suppliers and buyers and strengthen old ties in the market. Additionally, the fair provided a significant platform to share the latest information about individual properties to the Hong Kong travel trade and beyond.

# Kuda Villingili and EPA Unite for a Day of Sustainability Awareness for Kaafu Atoll Education Center Students

News by: Kuda Villingili



In a heartfelt demonstration of its commitment to sustainable tourism, Kuda Villingili partnered with the Environmental Protection Agency of Maldives (EPA) to host a full-day Sustainability Awareness Event for Grade 5 students from the Kaafu Atoll Education Center in Thulusdhoo. The event underscored the resort's dedication to fostering environmental awareness within the local community, reflecting its vision of harmonizing luxury hospitality with sustainable practices.

The day commenced with a team from Kuda Villingili and EPA visiting Thulusdhoo, where the EPA team delivered an awareness presentation about the importance of protecting coral reefs and the Kuda Villingili team delivered an engaging presentation to the students about the resort's sustainability initiatives as a Green Globe Certified property. During the presentation, students learned about Kuda Villingili's renewable energy usage, water conservation systems, waste management strategies, organic garden and coral reef preservation projects.

To further inspire eco-consciousness, students were given inspiring eco-themed stickers and bookmarks by the EPA team, and the resort distributed children's books, to encourage a love for learning, environmental stewardship and protecting coral reefs.

After the presentation, the EPA team, students, and Kuda Villingili team traveled to the resort for an immersive experience. Following a delightful refreshment at Spice Restaurant, the students embarked on a guided tour of the resort's guest accommodations, facilities, and engineering area, where they witnessed firsthand the innovative sustainability measures in place.



MINISTRY OF TOURISM  
5th Floor | Velaanaage | Ameeru Ahmed Magu | Male'  
☎ +960 3022 200  
✉ info@tourism.gov.mv  
💎 www.tourism.gov.mv

