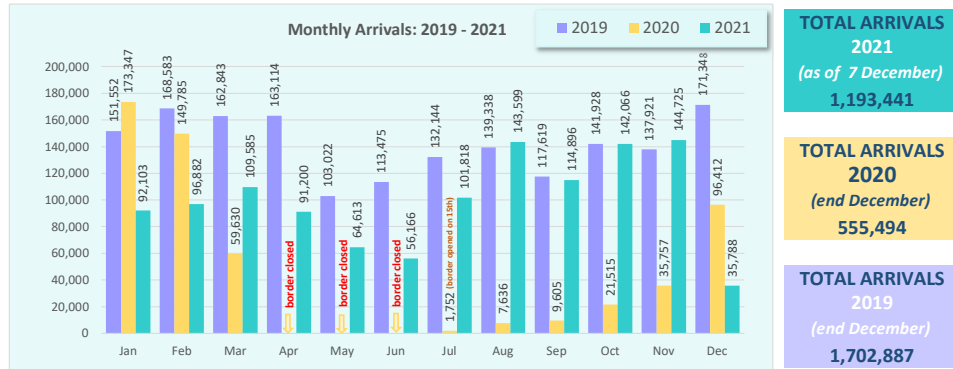
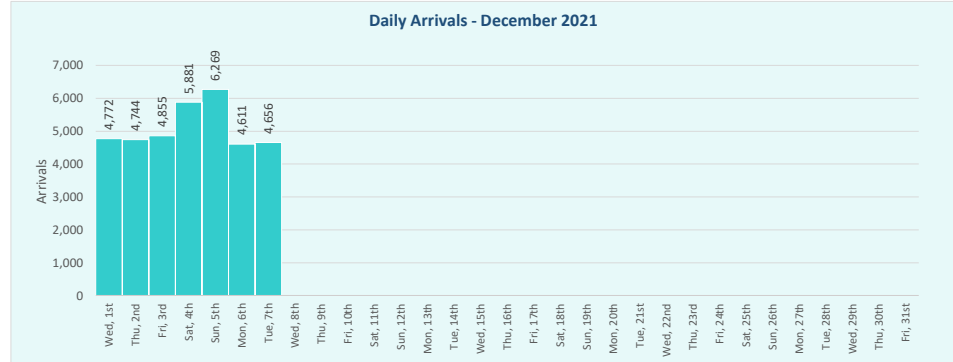


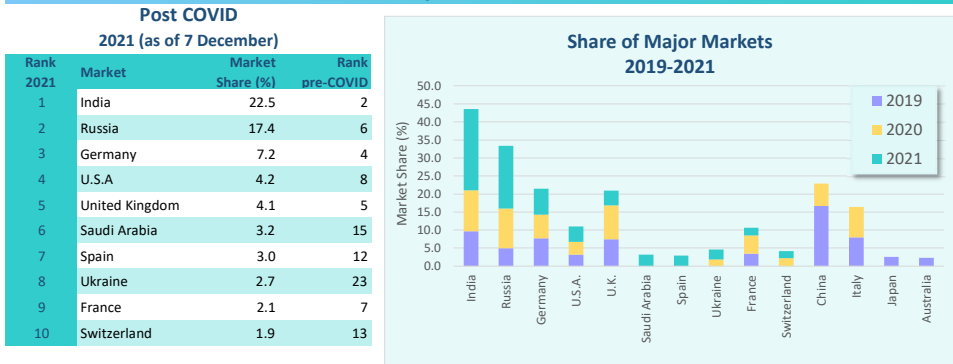
Tourist Arrivals

| | Arrivals | | | Growth % | | Daily Average | | | Avg. Duration of Stay 2021 |
|--------------------|------------------|--------------------|------------------|--------------|--------------|---------------|--------------|--------------|----------------------------|
| | 2019 | 2020 ⁻¹ | 2021 | 2021/2019 | 2021/2020 | 2019 | 2020 | 2021 | |
| January | 151,552 | 173,347 | 92,103 | -39.2 | -46.9 | 4,889 | 5,592 | 2,971 | 9.2 |
| February | 168,583 | 149,785 | 96,882 | -42.5 | -35.3 | 6,021 | 5,165 | 3,460 | 8.8 |
| March | 162,843 | 59,630 | 109,585 | -32.7 | 83.8 | 5,253 | 1,924 | 3,535 | 8.7 |
| April | 163,114 | 13 | 91,200 | -44.1 | N/A | 5,437 | N/A | 3,040 | 9.3 |
| May | 103,022 | 41 | 64,613 | -37.3 | N/A | 3,323 | N/A | 2,084 | 9.1 |
| June | 113,475 | 1 | 56,166 | -50.5 | N/A | 3,783 | N/A | 1,872 | 9.0 |
| July | 132,144 | 1,752 | 101,818 | -22.9 | 5,711.5 | 4,263 | 103 | 3,284 | 9.1 |
| August | 139,338 | 7,636 | 143,599 | 3.1 | 1,780.6 | 4,495 | 246 | 4,632 | 9.6 |
| September | 117,619 | 9,605 | 114,896 | -2.3 | 1,096.2 | 3,921 | 320 | 3,830 | 8.1 |
| October | 141,928 | 21,515 | 142,066 | 0.1 | 560.3 | 4,578 | 694 | 4,583 | 8.3 |
| November | 137,921 | 35,757 | 144,725 | 4.9 | 304.7 | 4,597 | 1,192 | 4,824 | 8.0 |
| December (1st-7th) | 33,379 | 14,297 | 35,788 | 7.2 | 150.3 | 4,768 | 2,042 | 5,113 | 7.7 |
| TOTAL | 1,564,918 | 473,379 | 1,193,441 | -23.7 | 152.1 | 4,589 | 1,997 | 3,500 | 8.8 |

Note: ⁻¹ International border was closed for tourists from 27th March till 14th July during 2020

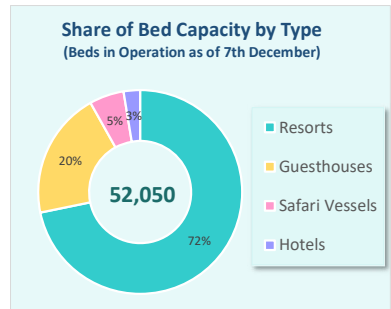


Top 10 Markets



Tourist Accommodation - 2021 (as of 7 December)

| Type of Facilities | Total Capacity | | Operational Capacity | |
|--------------------|----------------|---------------|----------------------|---------------|
| | Nos. | Beds | Nos. | Beds |
| Resorts / Marinas | 167 | 39,160 | 160 | 37,352 |
| Guesthouses | 787 | 12,850 | 598 | 10,492 |
| Safari Vessels | 157 | 2,932 | 144 | 2,846 |
| Hotels | 11 | 1,508 | 10 | 1,360 |
| Total | 1,122 | 56,450 | 912 | 52,050 |



Guesthouses in Operation (as of 7 December)

| Atolls | Islands | Guesthouses | Beds |
|--------|---------|-------------|--------|
| 20 | 90 | 598 | 10,492 |